

A0 LIGHTING KIT

RED FAA L810

TOWERS FROM 21' TO 150'

INSTALLATION PER FAA ADVISORY CIRCULAR AC70/7460
AND UNITED STATES NATIONAL ELECTRIC CODE NFPA-70.
ALL CABLE AND ACCESSORIES INCLUDED IN KIT.
INSTALLATION DRAWINGS AND BILL OF MATERIAL
PROVIDED WITH PURCHASE.

OWNER TO FURNISH REQUIRED POWER INPUT,

120/230 VAC

TOTAL LOAD REQUIREMENT = 14VA

MISCELLANEOUS ITEMS TO COMPLETE INSTALLATION
BEYOND SCOPE OF KIT DESIGN ARE NOT INCLUDED,
BUT AVAILABLE IF REQUIRED BY SPECIFICATION.

LOWEST POWER & LONGEST LASTING LED SYSTEM
GREEN POWER COST SAVINGS
MEETS ROHS COMPLIANCE
FIVE YEAR WARRANTY



124 South Street
Franklin, KY 42134

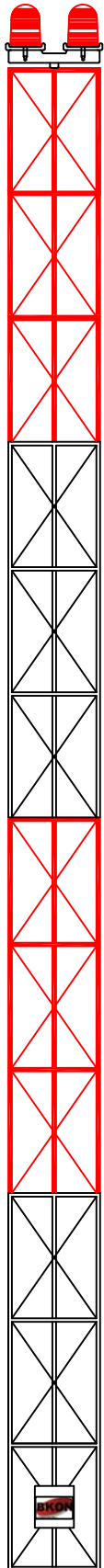
Tel: 270-598-8859 Fax: 270-598-8797

TOLL FREE: 1-800-621-4419






LOCATION USA A0 RED TOWER KIT
21'-150'
DRAWING NO. AOKITBIDSKETCH DATE 9-12-11
SCALE N.T.S.



- KIT INCLUDES:**
- LED MARKERS
 - MARKER CABLE
 - SUPPORTS
 - PHOTO CONTROL
 - MISC. HARDWARE & CONNECTORS
 - INSTALLATION DRAWING





A0 STACK LIGHTING KIT

RED FAA L810

STACKS UP TO 150'

INSTALLATION PER FAA ADVISORY CIRCULAR AC70/7460
AND UNITED STATES NATIONAL ELECTRIC CODE NFPA-70.
ALL CABLE AND ACCESSORIES INCLUDED IN KIT.
INSTALLATION DRAWINGS AND BILL OF MATERIAL
PROVIDED WITH PURCHASE.

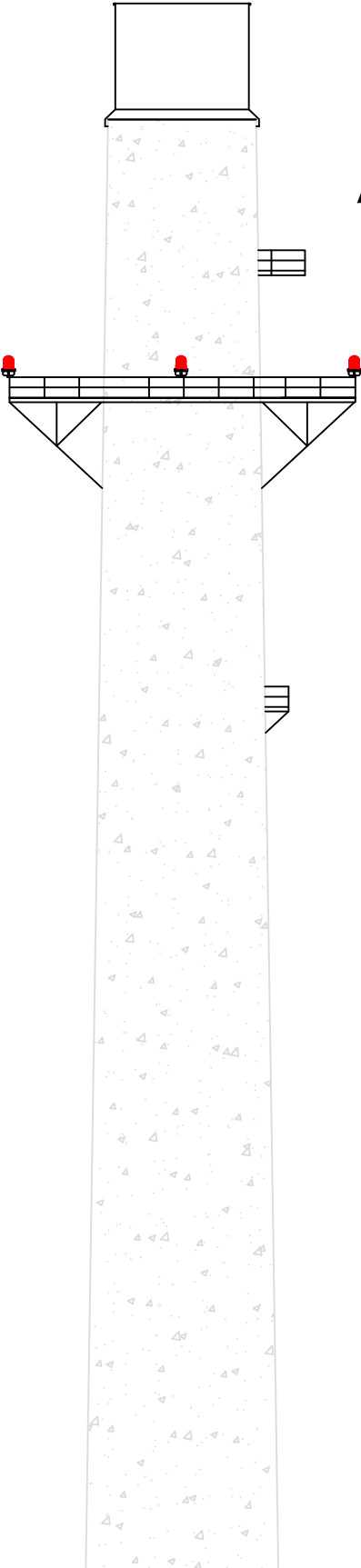
**OWNER TO FURNISH REQUIRED POWER INPUT,
120/230 VAC 50/60 HZ
ALSO AVAILABLE IN R-48VDC & 277V 60HZ
TOTAL LOAD REQUIREMENT = 21VA**

MISCELLANEOUS ITEMS TO COMPLETE INSTALLATION
BEYOND SCOPE OF KIT DESIGN ARE NOT INCLUDED,
BUT AVAILABLE IF REQUIRED BY SPECIFICATION.

LOWEST POWER & LONGEST LASTING LED SYSTEM
GREEN POWER COST SAVINGS
MEETS ROHS COMPLIANCE
FIVE YEAR WARRANTY

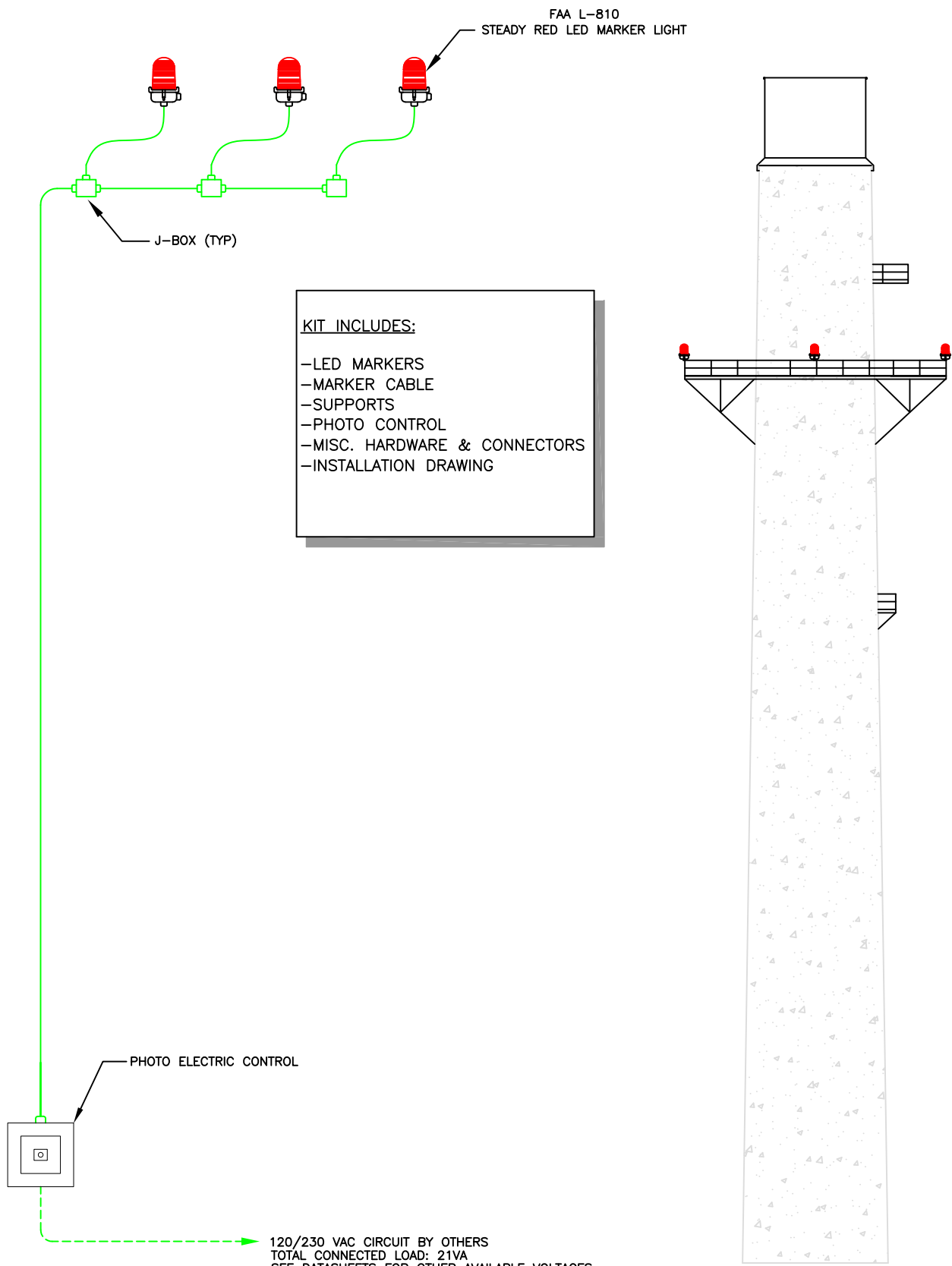
124 South Street
Franklin, KY 42134
Tel: 270-598-8859
Fax: 270-598-8797

TOLL FREE: 1-800-621-4419





LOCATION FAA RED LED SYSTEMS
CAPABILITIES: 100'-150'
DRAWING NO. AOSTACK DATE 9-23-11
SCALE N.T.S.



- KIT INCLUDES:
- LED MARKERS
 - MARKER CABLE
 - SUPPORTS
 - PHOTO CONTROL
 - MISC. HARDWARE & CONNECTORS
 - INSTALLATION DRAWING

STACK KIT

* STACKS EXCEEDING 20 FT. IN DIAMETER
WILL REQUIRE FOUR LIGHTS PER LEVEL



Guiding the Way



A0 COMMERCIAL RED LED LIGHT CONTROLLER

Modeled for use with LED L-810 Marker Light

Features	Benefits
48VDC-120, 240 50/60HZ	Multiple Voltage Input for diverse application
On @ FC / Off @ FC	Per FAA requirement
NEMA 3R Enclosure	Cast Aluminum Enclosure
Screw terminals	Standard, no special connection devices needed
Fused	In-line Over-current Protection
Marker Monitoring	Standard per level monitoring. Can Monitor one failure on multiple levels with only one output
Programing and resetting not required	Microprocessors will not reset if power is lost
Field Adjustable	Monitoring settings based on tower configuration and can be adjusted at the installation location
Easy Monitoring of RTO 860 L-810 Marker Lights	RTO & 860 side selector

See A0 Tower Kit on website for complete tower installation.

www.bkonled.com



Guiding the Way



Meets:

FAA AC NO: 150/5345-43F
 FAA Engineering Brief No. 67
 ICAO Annex 14, 4th Edition, July 2004
 ICAO Aerodromes Design Manual, Chapter 18
 Canadian Aviation Regulation CAR 621.9
 Nachrichten für Luffahrer Teil I Langen, 6. Januar 2005
 German Air Traffic Control Notices For Pilots Part I 6, January 2005

Qualified By:

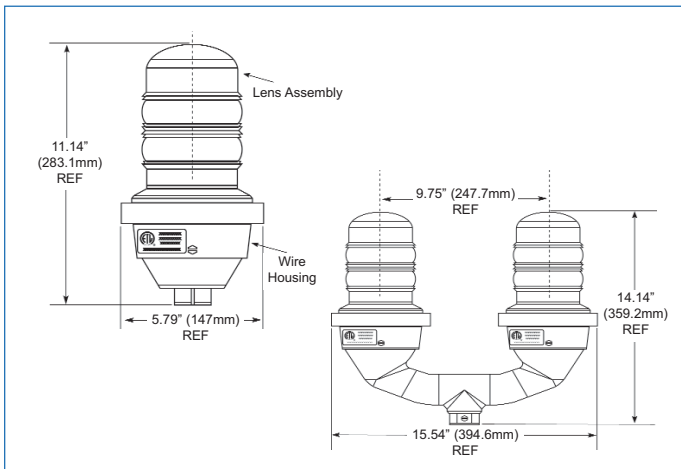
Intertek ETL
 Lighting Sciences Canada

Patents Pending

L-810 860 Series Red LED Obstruction Lights

Order codes:

860-1R01-001	Single Fixture, FAA, 120 VAC
860-1R03-001	Single Fixture, FAA, 12 VDC
860-1R04-001	Single Fixture, FAA, 48 VDC
860-1R05-001	Single Fixture, FAA, 24 VDC
860-1R02-001	Single Fixture, 230 VAC
860-3R03-001	Single Fixture, Low Wattage, 12 VDC
860-5R02-001	Single Fixture, ICAO, 230 VAC, 10 cd
860-1R02-001-EU	Single Fixture, European Ver, 230 VAC
860-4R02-001-EU	Single Fixture, European Ver, 230 VAC, 50cd
860-1R01-002	Dual Fixture, FAA, 120 VAC
860-1R03-002	Dual Fixture, FAA, 12 VDC
860-1R04-002	Dual Fixture, FAA, 48 VDC
860-1R05-002	Dual Fixture, FAA, 24 VDC
860-1R02-002	Dual Fixture, 230 VAC
860-3R03-002	Dual Fixture, Low Wattage, 12 VDC
860-5R02-002	Dual Fixture, ICAO, 230 VAC, 10 cd
860-6R01-002	Dual Fixture, TC, 120 VAC
860-7R02-002	Dual Fixture, CASA, 230 VAC, 100 cd
860-1R02-002-EU	Dual Fixture, European Ver, 230 VAC
860-4R02-002-EU	Dual Fixture, European Ver, 230 VAC, 50cd



Dimensions in Inches [mm]

Features & Benefits:

- ▷ Available as a single or dual unit
- ▷ Available in 12VDC, 24VDC, 48VDC, 120VAC, and 220VAC versions (50 or 60HZ)
- ▷ Earth grounding provisions provided
- ▷ Unique optically designed lens to enhance LED operation and provide 360° visibility
- ▷ State-of-the-art high-flux LED technology
- ▷ Lasts years longer than an incandescent
- ▷ Weather/corrosion resistant lamp assembly and housing
- ▷ Self-contained wiring compartment eliminates additional boxes
- ▷ Threaded 1" and 3/4" bottom hub for mounting
- ▷ Can be operated steady or flashed (controller not supplied)
- ▷ 5 year warranty
- ▷ Resistant to shock and vibration
- ▷ IP 65 / IP 66 / NEMA 4X rated

Application:

The 860 series is the FAA type L810 red LED obstruction light. Designed for steady burning, this fixture is used to mark any obstacle that may present hazards to aircraft navigation. The US patent office has issued patent number 6,425,678 B1 for this series.

Container Dimensions: 16.0" x 9.0" x 8.0" (Single Unit)
 406mm x 229mm x 203mm

22.0" x 17.0" x 9.0" (Dual Unit)
 559mm x 432mm x 229mm

Container Weight: 7.14lbs (Single Unit)
 16.06lbs (Dual Unit)

Supply voltage ranges: Nominal +/- 10%

Watts (Typ): 15 / 120mA (120 VAC Units)
 16 / 120mA (230 VAC Units - 60 Hz)
 16 / - (230 VAC Units - 50 Hz)
 24 / 2.0A (12 VDC Units - Standard)
 8 / .62A (12 VDC Units - Low wattage)
 20 / 920mA (24 VDC Units)
 13 / 2175mA (48 VDC Units)

Power Factor: .2 (FAA - 120 VAC Units)
 .17 (FAA - 230 VAC Units - 60 Hz)

Operating Temp: -67°F to +131°F (-55°C to +55°C)